



Challenges of Fiscal Consolidation and Debt Reduction in the Caribbean

Wendell Samuel
International Monetary Fund

The views presented herein are those of the author and should not be attributed to the IMF, its executive Board or its Management.

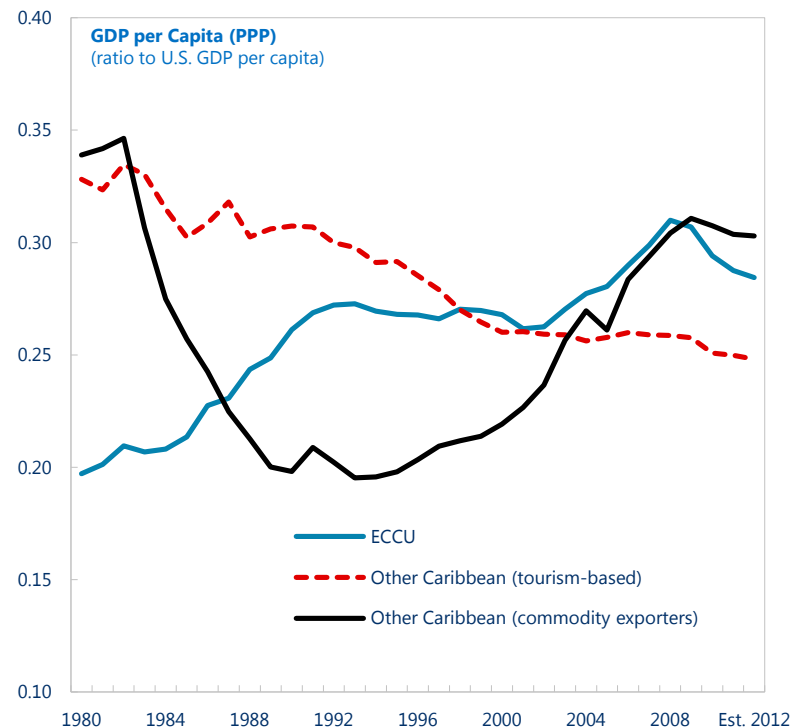


Outline

- The effects of the financial crisis on growth and debt
- Lessons from global experience with debt reduction
- Past efforts at debt reduction in the Caribbean
- Challenges for fiscal consolidation and debt reduction
 - Rigidity of fiscal structures
 - Competitiveness issues
 - High vulnerabilities and low resilience
 - Composition of debt
- Agenda for reform

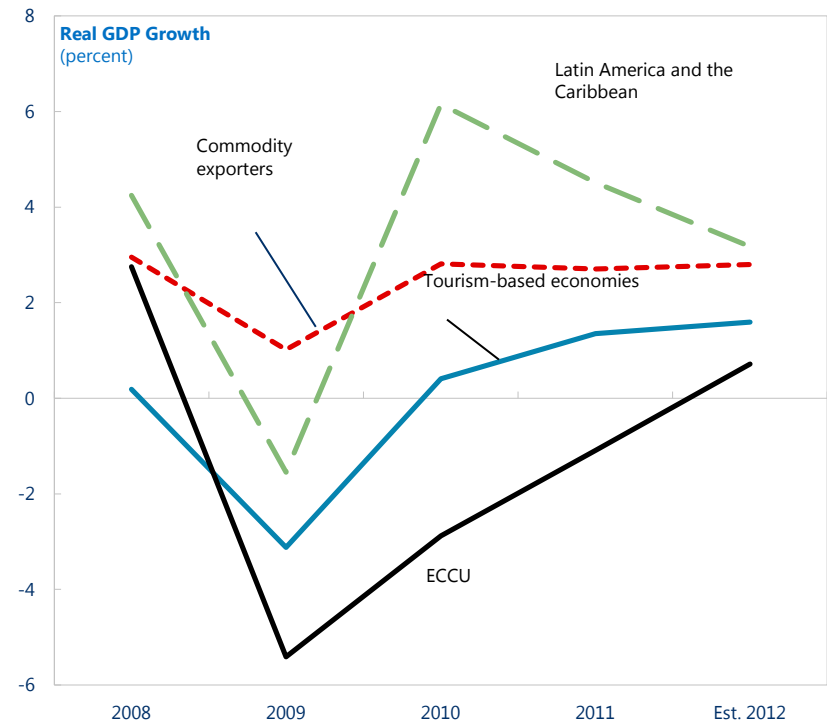
Caribbean economies have underperformed since 1990

- Growth has stagnated in the last two decades (except for commodity producers)
- Slowdown started in 1990s: average 1.5% for tourism oriented; 3.5% others.
 - Loss of trade preferences
 - Deteriorating terms of trade
 - Reduced fiscal space as debt levels have risen
 - Migration of skilled labor
- As a result per capita GDP is lower than in 1980



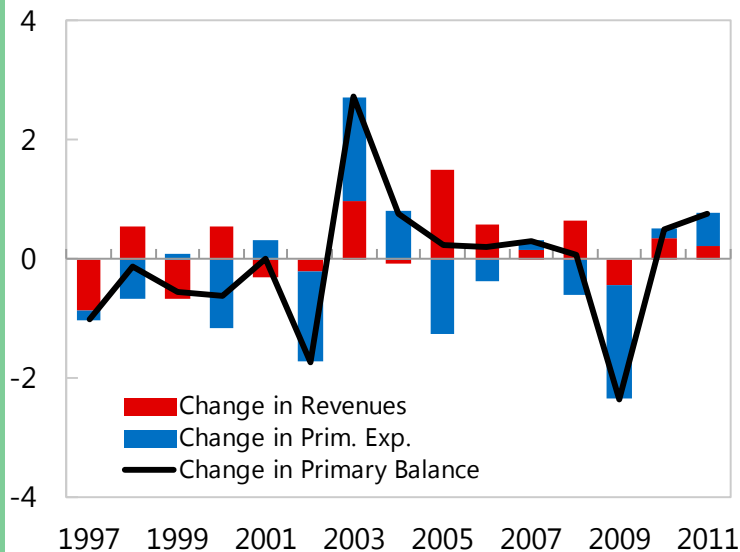
Recovery from the crisis has been slow.

- Economic activity grew by less than 1% in tourism oriented economies since 2008; 3% for commodity exporters
- Slower growth compounded by competitiveness issues
 - Widening external current account deficits 7% => 18%
 - Declining share of world exports
 - Declining share tourist arrivals and tourism receipts
 - Lower total factor productivity



The financial crisis worsened fiscal imbalances and debt increased sharply...

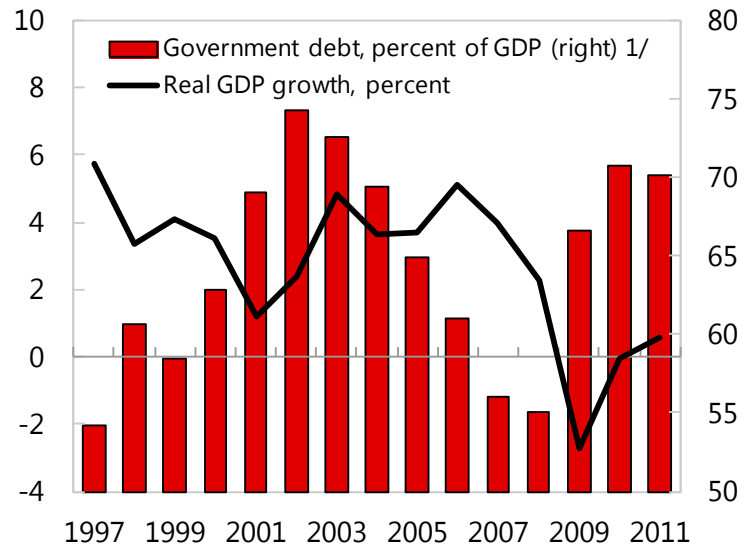
Contributions to Primary Balance Changes 1/
(percent of GDP)



Source: IMF staff estimates.

1/ A decrease in primary expenditures is depicted as a positive contribution to an improvement of the primary balance.

Real GDP Growth and Government Debt

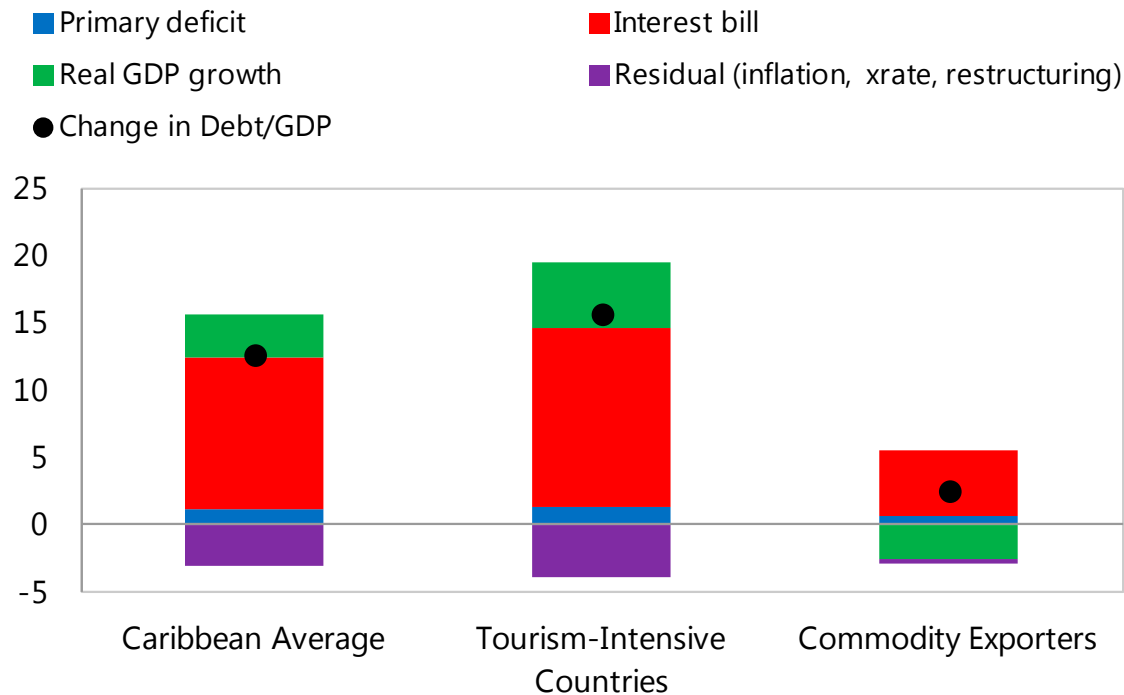


Source: IMF staff estimates.

1/ Weighted average.

High interest bill and slow growth have driven recent debt accumulation

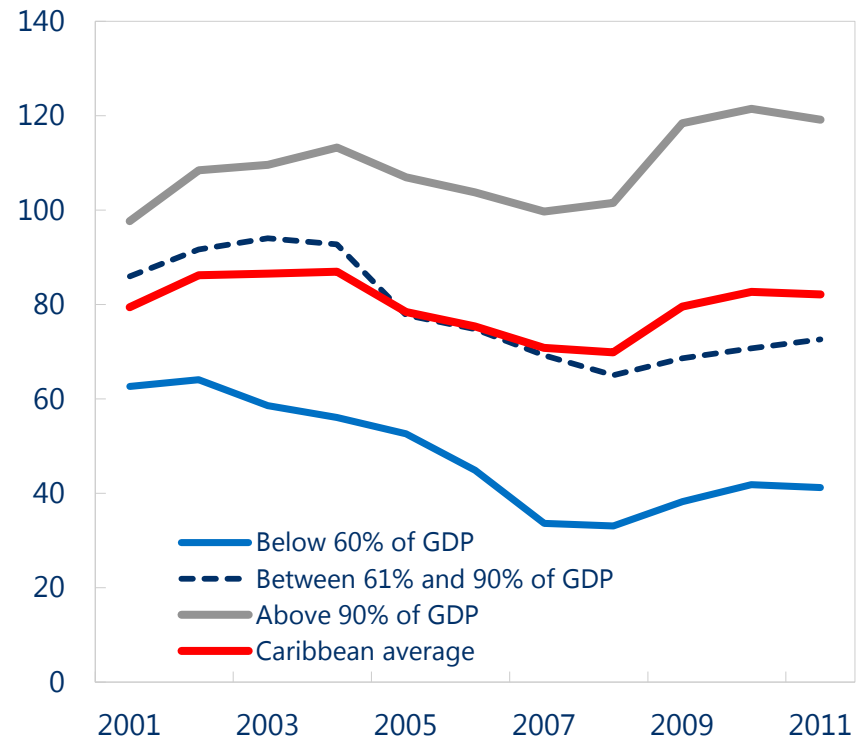
Decomposition of Debt Accumulation, 2008-11
(percent of GDP)



Source: IMF staff estimates.

Public debt was already at very high levels

- Public debt averaged about 80 % of GDP in 2001 and was slightly higher in 2012, after declining 2003-08
- High debt levels were due to:
 - Pro-cyclical primary balances
 - Cost of recovery from natural disasters (1% of regional GDP per year)
 - Financial sector bailout
 - Public enterprise losses



Fiscal consolidation—lessons from global experience

- Easier to build consensus for change in difficult times
- Expenditure-based preferred to revenue-based consolidation
- If adjustment needs are large, a combination is needed
- Consolidation was Front loaded rather than gradual adjustment
- Fiscal rules are associated with larger and sustained fiscal consolidation effort

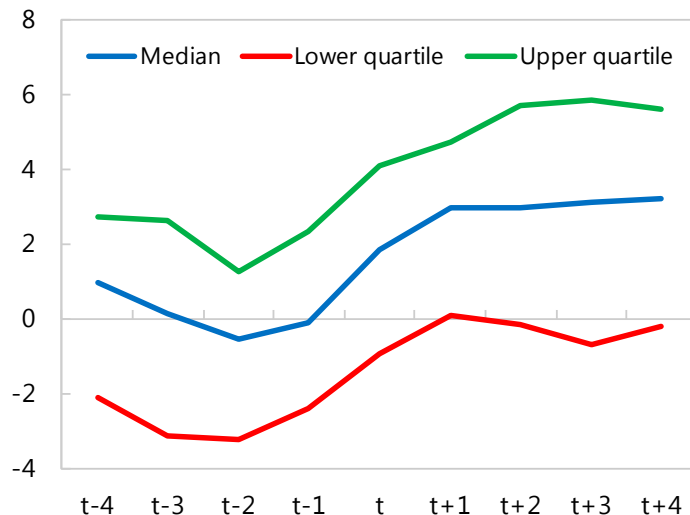
International experience with debt reduction

- Over half of global debt reductions were achieved through fiscal consolidation and just under half through debt restructuring
- The high number of debt restructuring is due to the inclusion of low income countries in the sample. Many of them received debt relief (HIPC and MDRI)
- In the consolidation cases, the median decline in the debt to GDP ratio was 27 percent over a five-year period
- About a quarter of the episodes were preceded or accompanied by fiscal rules

Large debt reductions were driven by decisive fiscal consolidation and strong growth...

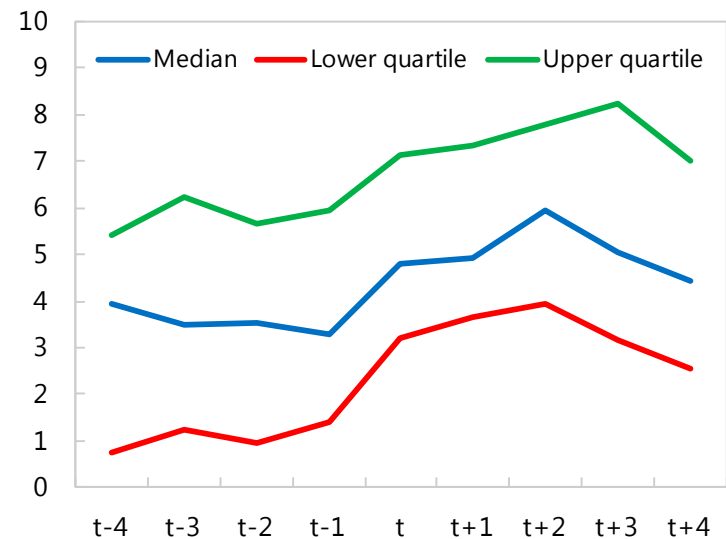
- **Primary balance started to improve at least 2 years before debt ratios started to decline, and was sustained during the first 5 years**
- **Economic growth was sustained during the adjustment. Growth averaged 5 percent a year during the first 5 years of consolidation**

Primary Balance
(percent of GDP)



Source: IMF staff estimates.

Real GDP Growth
(percentage change)

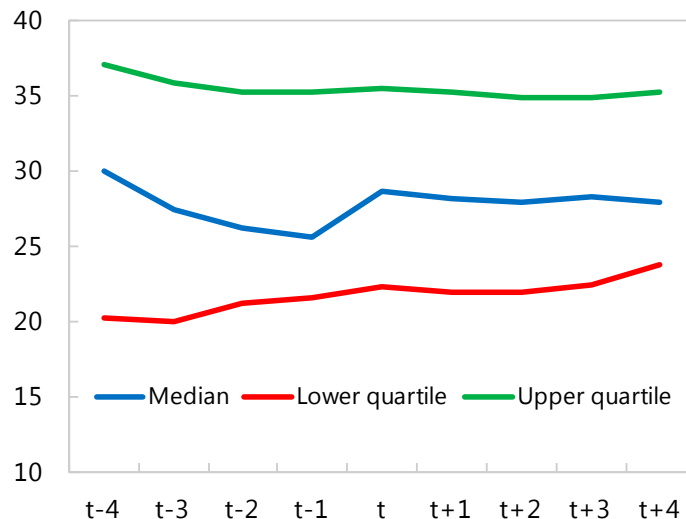


Source: IMF staff estimates.

...fiscal consolidations were due to both spending and revenue actions

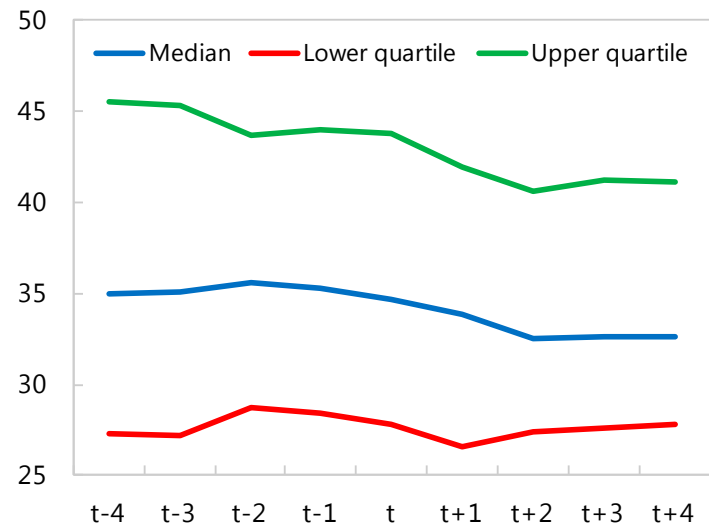
- The revenue effort averaged 3 points of GDP.
- The decline in government spending was 4 points of GDP over a five year period. The reduction came mainly from cuts in current spending. Capital spending was broadly flat

Government Revenues
(percent of GDP)



Source: IMF staff estimates.

Government Spending
(percent of GDP)



Source: IMF staff estimates.

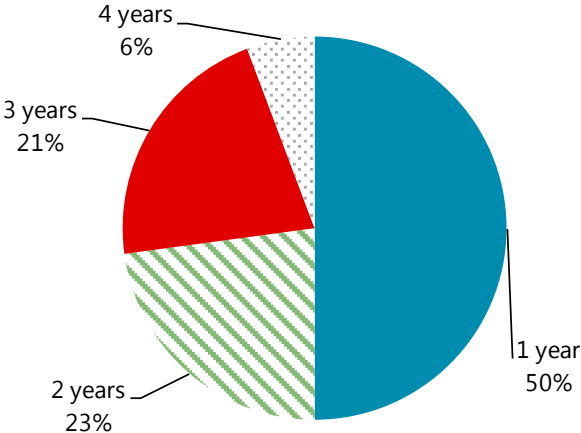
In the Caribbean, the fiscal consolidation has been largely piecemeal with mixed results

- Fiscal adjustments have not been sustained
- Revenue measures have been preferred to spending cuts, except under Fund programs (more balanced)
- Spending cuts have been led by capital spending
- Primary surpluses have not been high enough to reduce debt
- In a few cases, debt restructuring played a role

Fiscal consolidations have been short lived

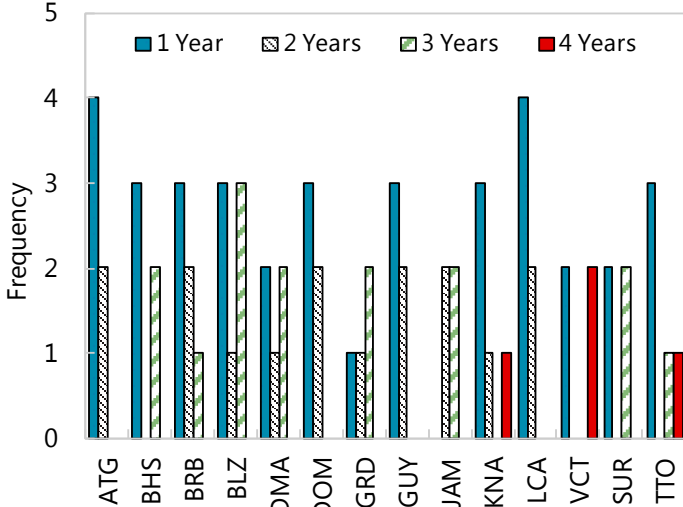
- Attempts at fiscal consolidation in the Caribbean have been infrequent. However, when countries undertook consolidation, they were successful in about half of the cases (success is measured as a decline of at least 5 percent in the debt-to-GDP ratio)

Duration of Episodes



Source: IMF staff estimates.

Consolidation Episodes by Duration



Source: IMF staff estimates.

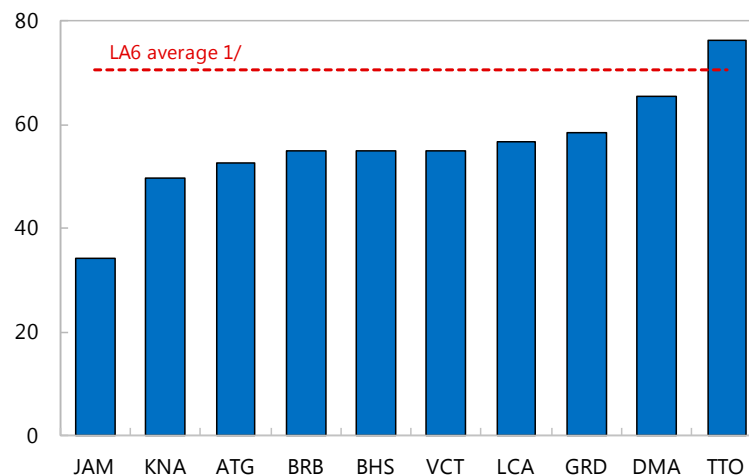
Fiscal consolidation and debt Reduction in the Caribbean is challenging due to.....

- R rigidity of fiscal structures limits adjustment
- Competiveness issues lower growth potential
- So do high vulnerabilities and low resilience
- The structure of the debt constrains restructuring

Fiscal rigidities in the Caribbean are high due to nondiscretionary expenditure and narrow tax base

- Small size implies high fixed cost of public administration
- Wages and debt service payments are high constraining flexibility
- In addition Public enterprise represent a drain on the central government budget
- Revenue base is eroded by tax expenditure

Caribbean: Fiscal Flexibility Index 1/
(100=highest flexibility)

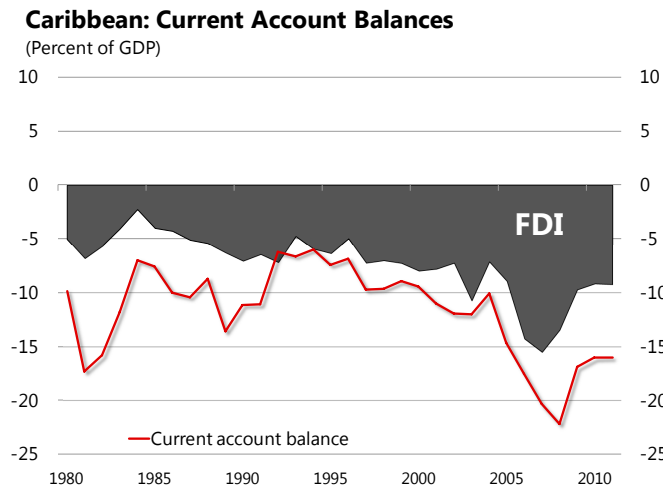


Source: IMF staff estimates.

1/ Simple average for Brazil, Chile, Colombia, Mexico, Peru, and Uruguay.

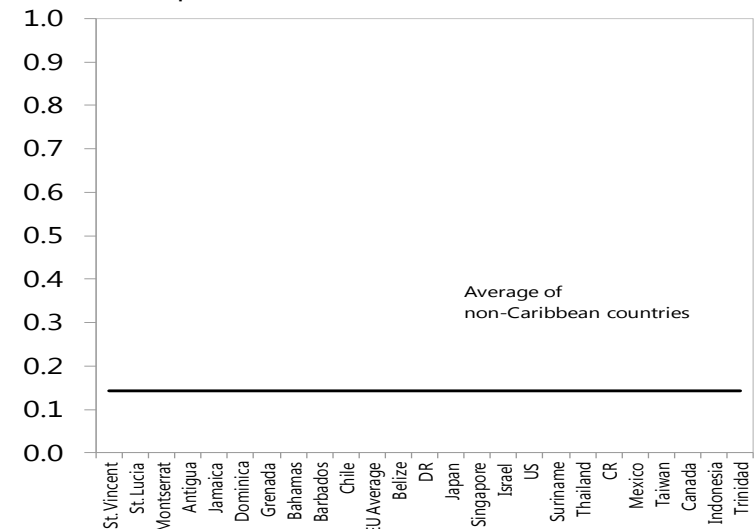
Real economic growth is stymied by competitiveness challenges

- External current account is widening reflecting FDI flows and competitiveness challenges
- The cost of doing business is extremely high. Example is electricity tariffs, labor cost, security and interest rates



Electricity Tariffs

(US dollars per KWH, June 2011)

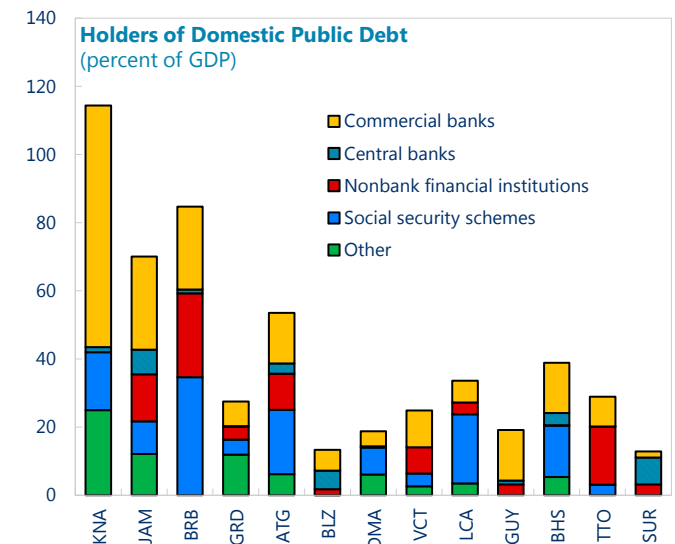
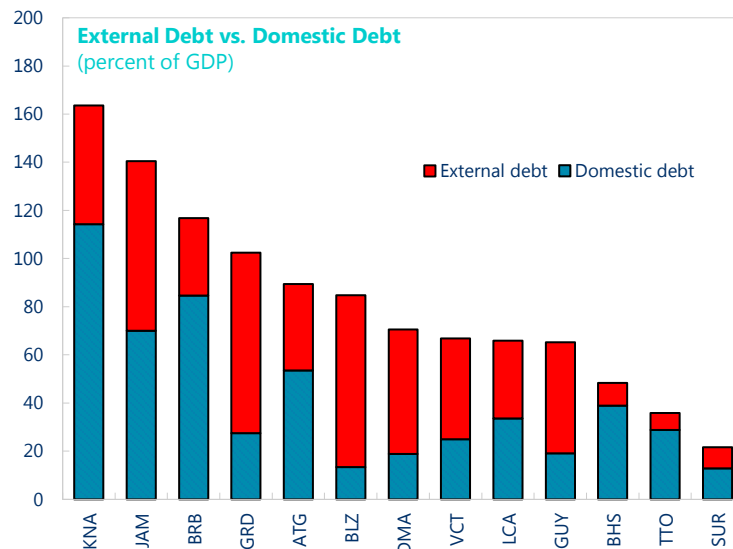


Vulnerabilities and low resilience to shocks push up fiscal costs and limit growth potential

- Vulnerabilities in the Caribbean inhere from:
 - Natural disasters: 6 ECCU in top 10 disaster prone; all others in top 50
 - One percent of GDP per year from natural disasters is a contingent liability that should be provided for
 - Sea level rise will be an emerging challenge in the future
- At the same time there is limited resilience to shocks
 - Natural disasters affect the whole country (as opposed to Sandy which only affected North East of the USA)
 - Financial systems not deep – Lack instruments for income smoothing
 - High debt levels limit fiscal space
 - Generally a lack of both fiscal and financial buffers

Composition of public debt limits the extent of restructuring

- ❖ The public debt is largely domestic
- ❖ Financial sector holds significant public debt. Debt restructuring has to consider impact on financial sector



Agenda for reform

- There is a clear need for credible medium-term fiscal strategies
- Both spending and revenue sides have a role to play
- It is imperative to protect the poor. To that effect, social safety nets and well-targeted programs need to be enhanced, including by reducing general subsidies
- Fiscal rules will help increase discipline and the credibility of fiscal policy
- Structural reforms to enhance competitiveness and boost growth will be crucial



Thank you